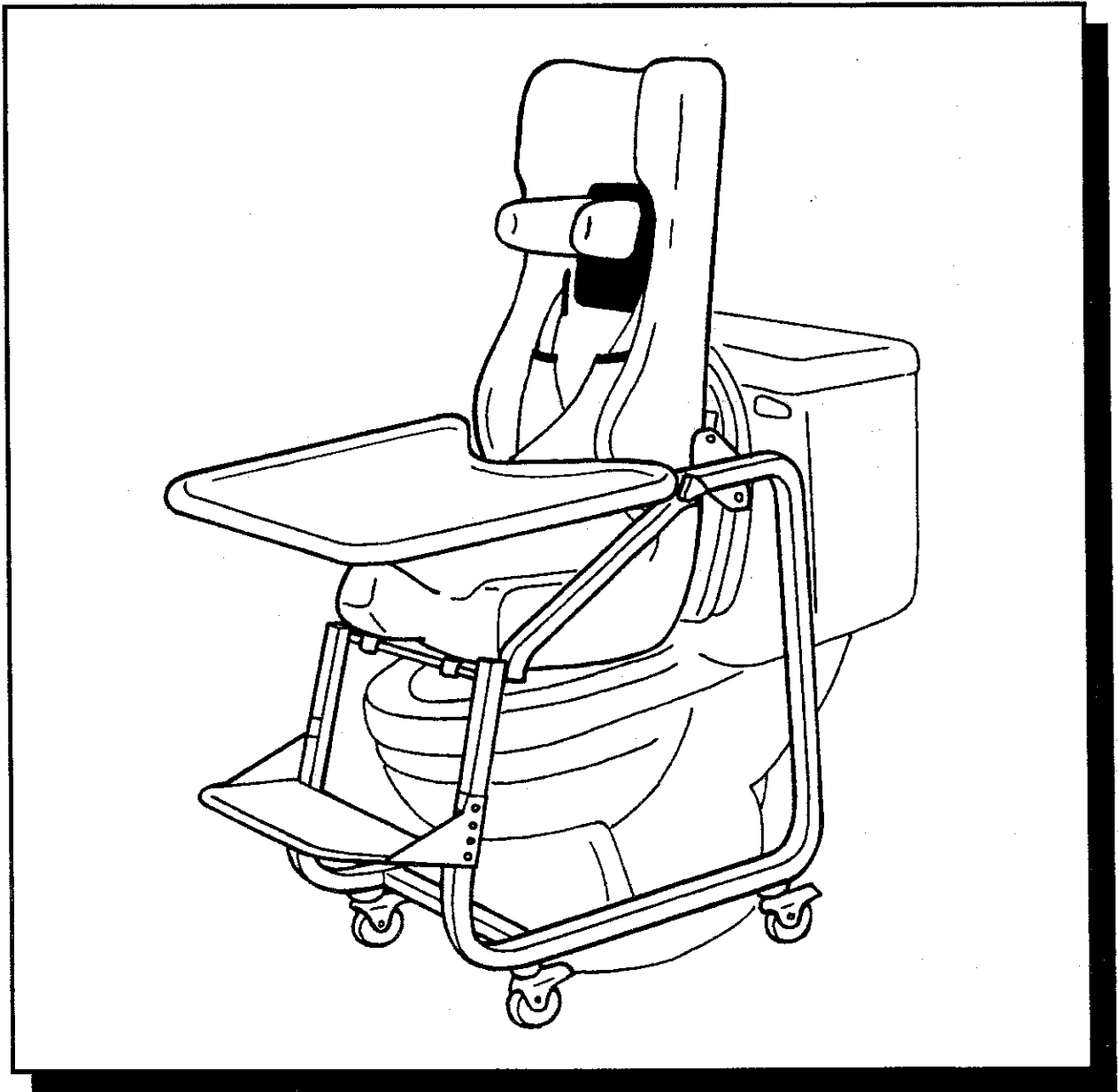


Tumble Forms²
With Anti-Microbial Protection

Small Adult **Carrie**[®] Potty Seat



Instruction Manual

Tumble Forms²[®]

With Anti-Microbial Protection

Now Better Than Ever!

Tumble Forms 2 products with anti-microbial protection combine innovative design with superior craftsmanship to provide a high degree of durability, functionality, and attractiveness.

Built into the Tumble Forms 2 coating, the anti-microbial protection works from within to help prevent or inhibit odors and help prevent premature coating wear caused by harmful microorganism growth. It also provides an added degree of protection, helping you maintain cleaner, safer surfaces. It won't wash or wear off. Tumble Forms 2's coating continually works to maintain permanent anti-microbial action, helping Tumble Forms 2 products remain fresher, order-free and longer lasting for the life of the product.

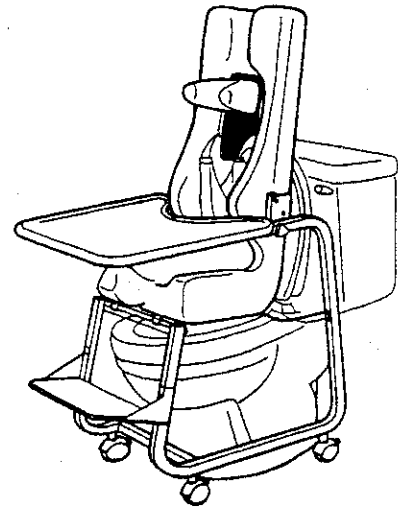

Combining innovative design with superior craftsmanship, Tumble Forms 2 products are designed especially for children and adults with special needs. They provide maximum comfort and positive patient/caregiver reinforcement. Tumble Forms 2 are designed for versatility and durability.

- modular design
- therapists can creatively position clients in an infinite number of ways
- for use in home, school, or clinical settings
- designed for patients from toddler age through early adolescence-even adulthood
- reinforces proper positioning during therapeutic activities
- unique, impermeable, non-stick, non-toxic seamless coating that is flexible and durable
- resists cracking or peeling over an extended period of time-waterproof, stain, solvent and urine-resistant
- high-density, shock-absorbing foam-retains its shape even after long-term heavy use
- cleans easily with damp cloth and common disinfectants

Please Note: Sammons Preston does not accept returns on hygienic products that have been used. The Carrie Potty Seat has been packaged so that a child can be harnessed into the seat for size verification without removing the plastic covering. Once the covering has been removed, the seat will be deemed to have been used and will not be returnable except for warranty claims covered under the one year warranty period. Tumble Forms, Inc. will not inspect any Carrie Potty Seat returned for warranty claims that has not been thoroughly cleaned and disinfected.

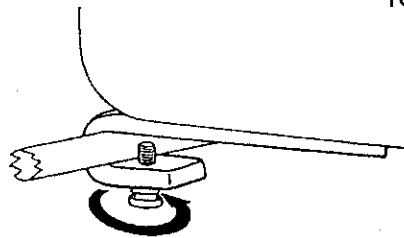
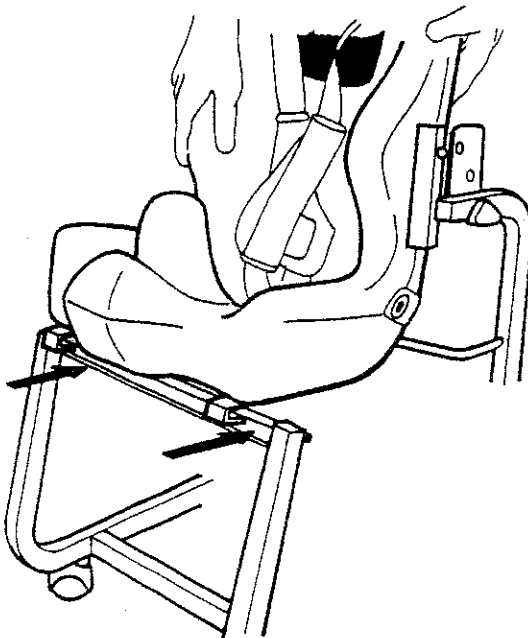
The Carrie Potty Seat is designed to position client's with mild to moderate neuromuscular problems for toileting. It is shaped to keep the legs slightly abducted and flexed to aid in the toileting process. Maximum user height for the Small Adult Carrie Potty Seat is 68". Maximum weight is 130-150 lbs.

The Carrie Potty Seat can be used independently as a commode, or over a standard toilet by simply removing the commode pail. Please note that the potty seat may not fit over some toilets when in fully reclined position. The seat has a number of adjustable features including the footrest height, the tray depth, and the seat orientation.

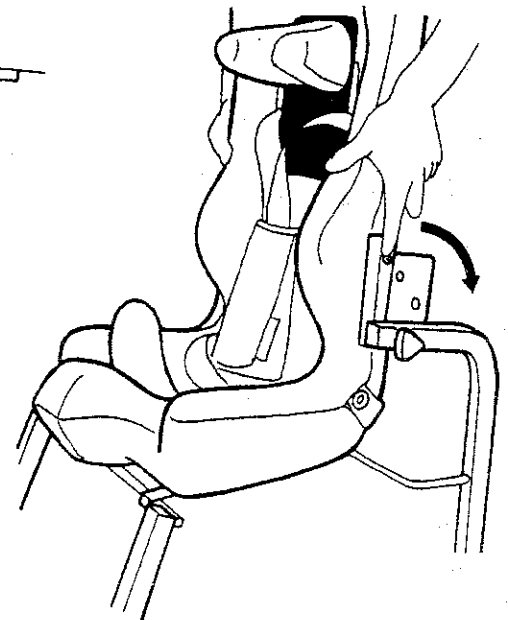


To assemble the potty seat, place the seat into the base frame, sliding the pivot hooks around the front crossbar as shown below.

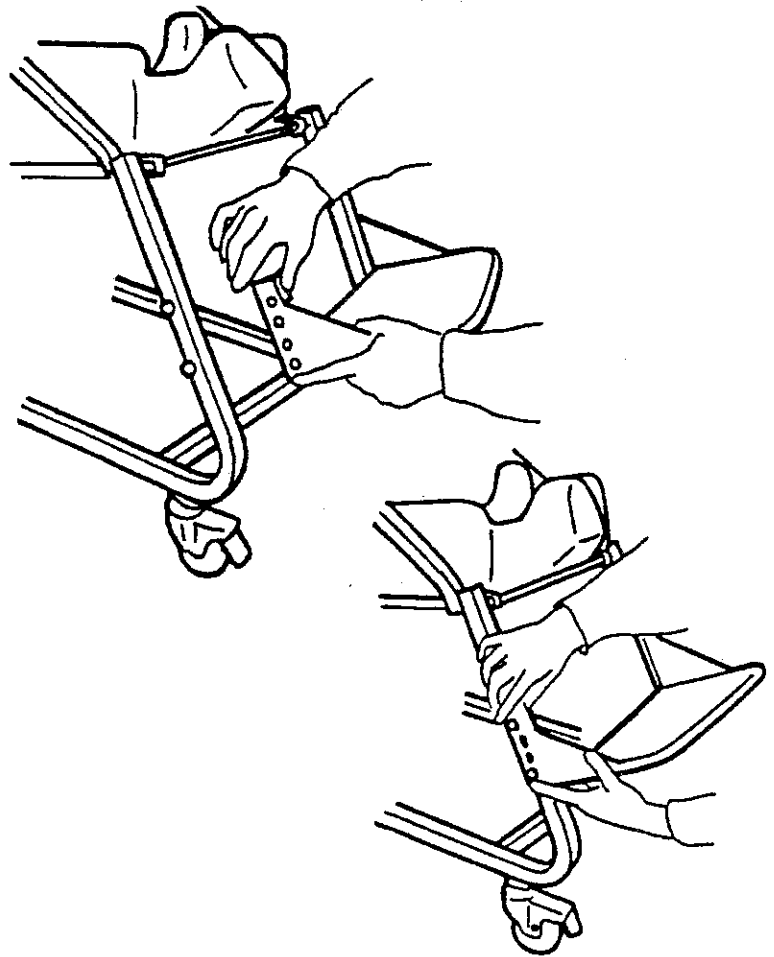
Next, press in the seat adjustment buttons and rotate the back until the buttons pop out into the appropriate holes. The seat has an upright and a recline seating position.



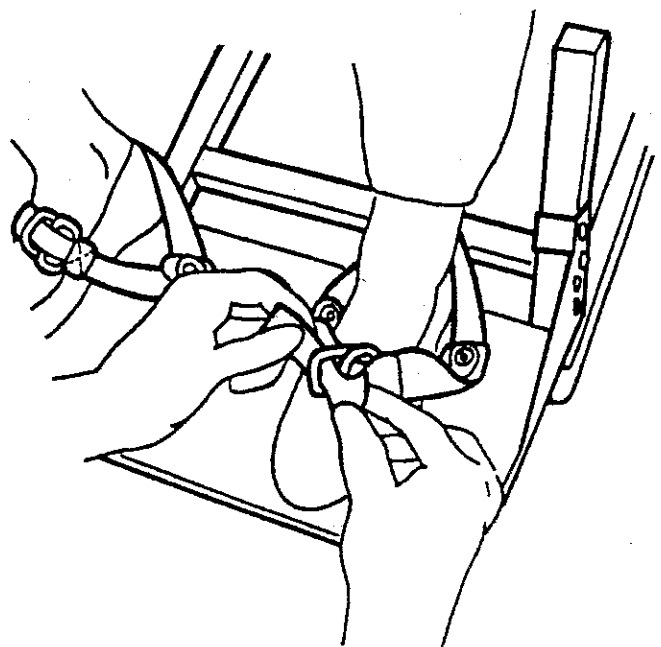
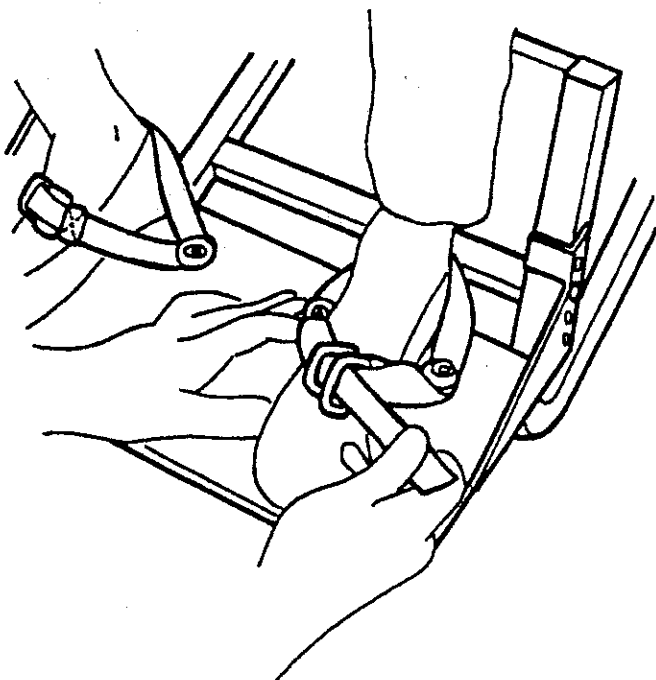
Tighten both plastic thumb screws to secure the seat to the frame.



To assemble footrest, hook one side of footrest onto two buttons on side of frame as shown. Swing footrest over, snapping other side onto the two buttons on the opposite side. To adjust reverse assembly process and remove footrest and reassemble moving the footrest to the desired adjustment holes. Make sure that the footrest is positiond over the same adjustment holes on either side of the footrest (I.E is level).



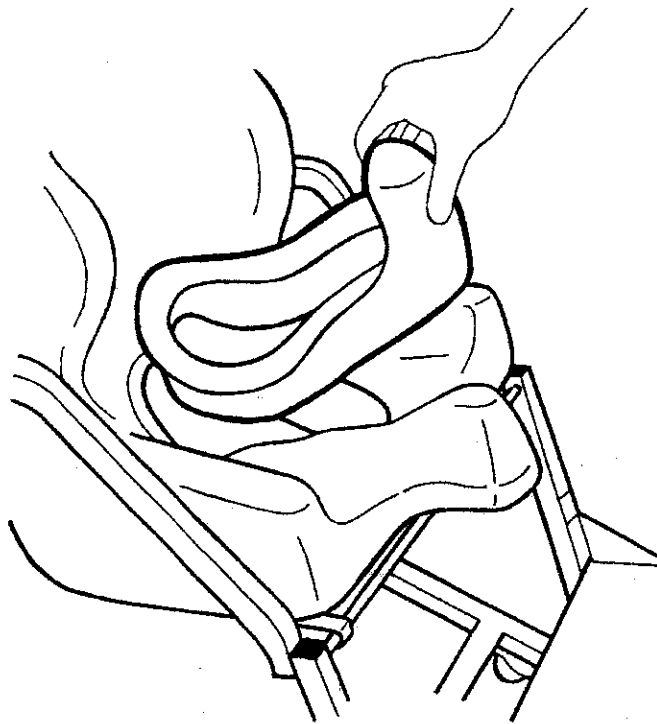
To use the footrest: Position the Client's foot in the footrest, hooking the back part of the client's shoe. Thread the footrest strap through both "D" rings and then back through the second "D" ring as shown. Pull the strap tight to secure.



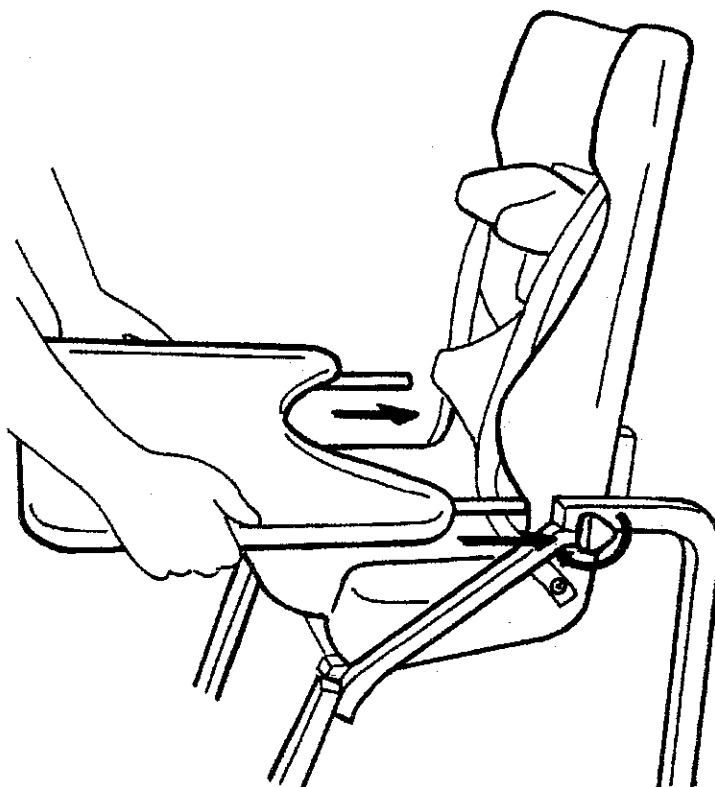
The splash guard is designed to be used with all clients. It protects the Tumble Forms covering from staining and discoloration and helps to direct urine into the pail. It is made of a flexible elastomer so as not to inhibit transfer and aids in providing abduction for the legs.

The splash guard can easily be removed for cleaning by simply pulling it out of the seat from the top. The splash guard should be cleaned and disinfected regularly and can be boiled for sterilization if necessary.

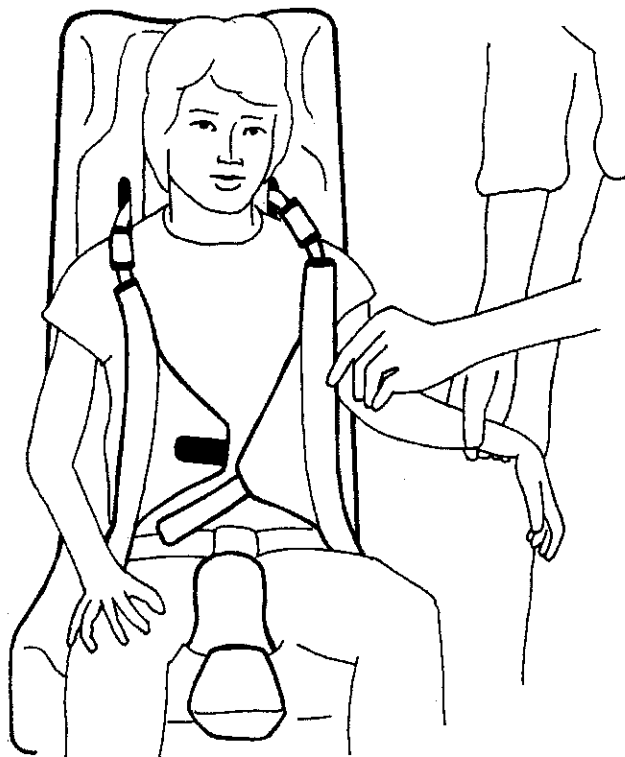
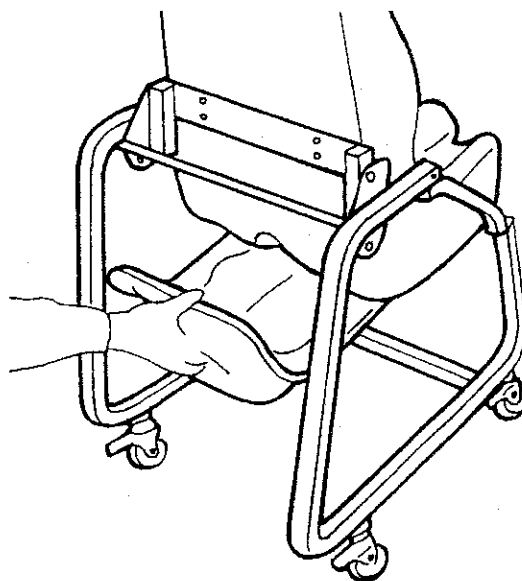
The hole in the seat curves up the back to allow for easy cleanup while child is in seat.



The tray can be attached by inserting the tray arms into the arms of the base frame as shown. Once the tray has been positioned appropriately, the black knobs can be tightened (clockwise) to secure tray in place.



The pail can be inserted and removed by simply sliding it over the pail guides attached to bottom of seat as shown. A disposable plastic bag can be placed in the pail to simplify cleanup. The pail should be cleaned and disinfected regularly.



To use: Place client in the Carry Potty Seat making sure his/her hips are planted firmly back in the seat.

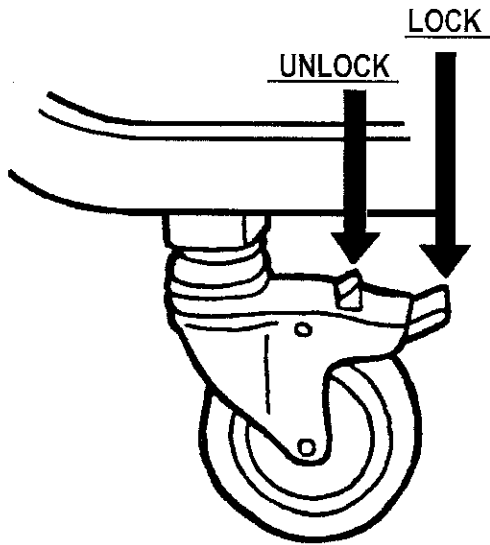
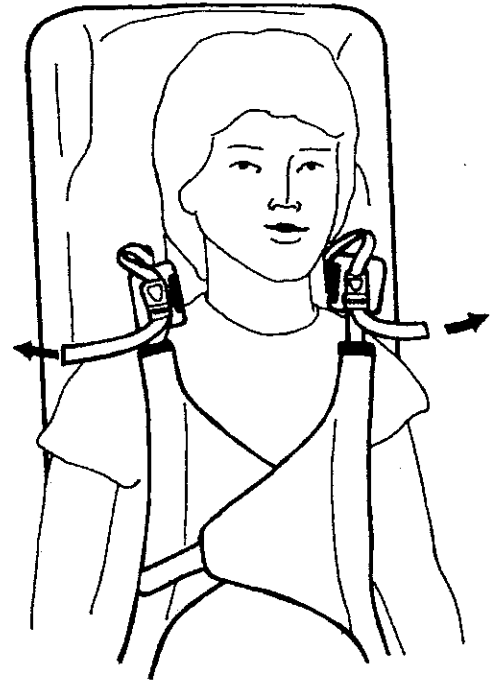
Pull the shoulder straps over the child's arms.

Fasten the hip strap by pulling the strap through the buckle and closing the buckle and down over it.

Close the two halves of the chest pad together and wrap the Velcro® strap around to secure. The chest pad should be positioned over the trunk but comfortably below the child's neck line.

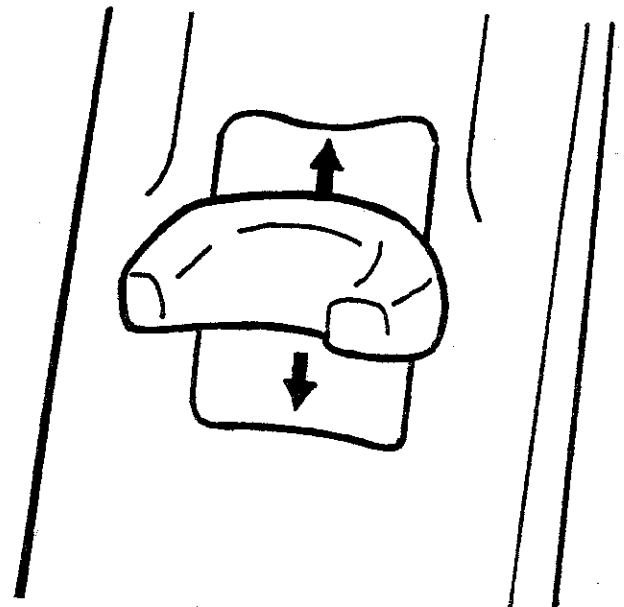


To remove slack, open the shoulder pads and pull the two straps until harness is snug. Re-fasten shoulder pads.



To prevent casters from moving, press the locking tab down as shown.

The purpose of the head support is to hold the head and neck in midline. It can be adjusted by attaching it higher or lower on the Velcro® loop pad.



Tumble Forms²[®]

With Anti-Microbial Protection

Please Note: Tumble Forms will not inspect any Carrie Potty Seat returned for warranty claims that has not been thoroughly cleaned and disinfected.

If you have any questions, comments or suggestions please contact:



Sammons Preston Rolyan
4 Sammons Court
Boilingbrook, IL 60440

Call toll free:
1-800-323-5547
In Canada call 1-800-665-9200

Fax toll free:
1-800-547-4333
In Canada fax 1-905-566-9207



Authorized European Representative:
Homecraft, Ltd.
Shelley Close, Lowmoor Road
Industrial Estate, Kirkby-in-Ashfield, Nottinghamshire, NG 17 7ET, UK
Telephone: 44 1623 759146 Facsimile: 44 1623 726886

