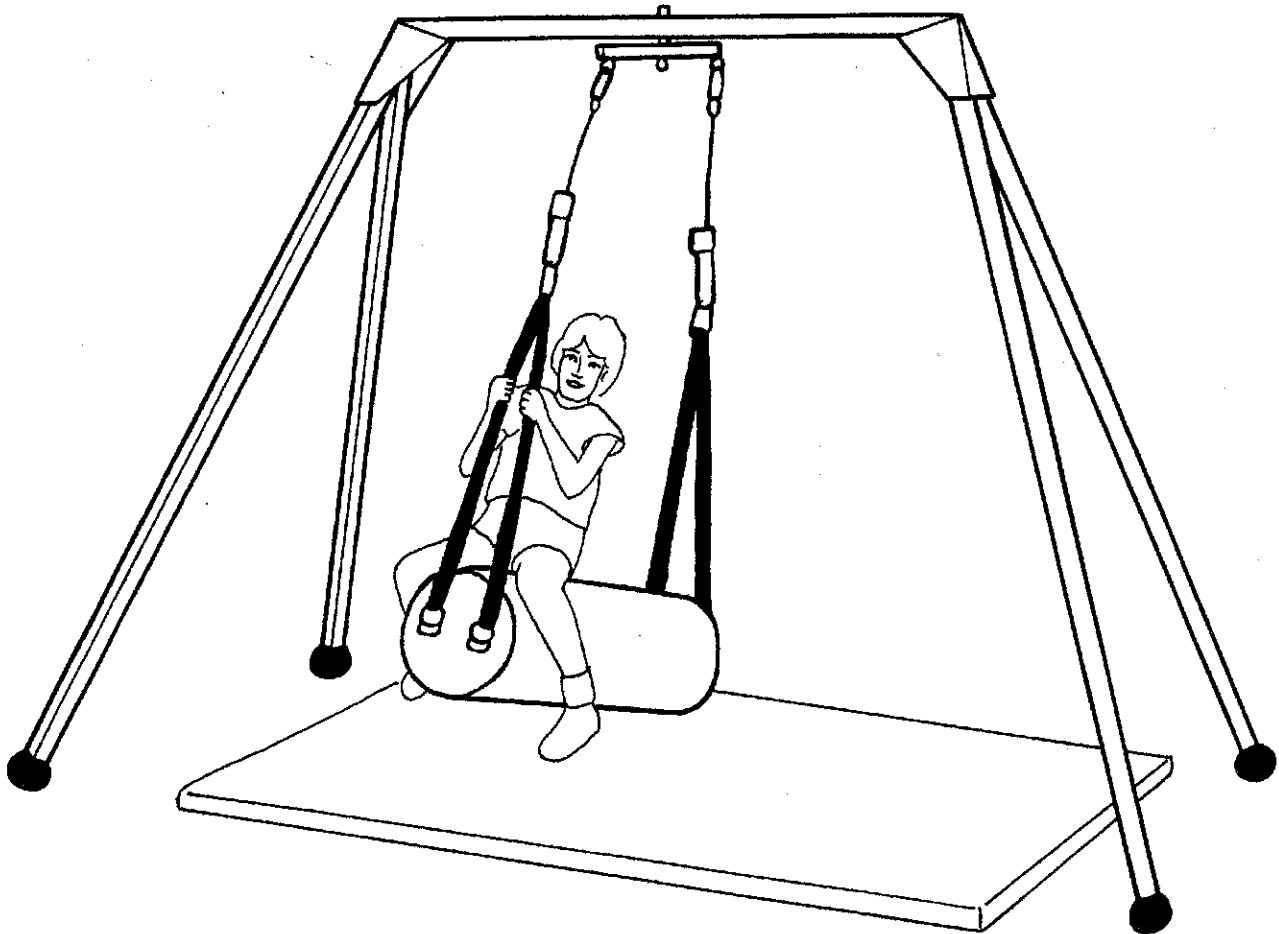


# Vestibulator II<sup>®</sup> Roll Swing



### Roll Swing Safety Notes

The Tumble Forms<sup>®</sup> 2772H Roll Swing should only be used with the Tumble Forms<sup>®</sup> Vestibulator II<sup>®</sup> frame. The maximum weight limit for any combination of client and therapist performing activities on the suspended roll swing should not exceed 250 lbs. Use floor mats. Never leave your client unattended. Please check you equipment regularly and replace any parts that show excessive wear. If there is any question of your clients safety, don't take a chance.

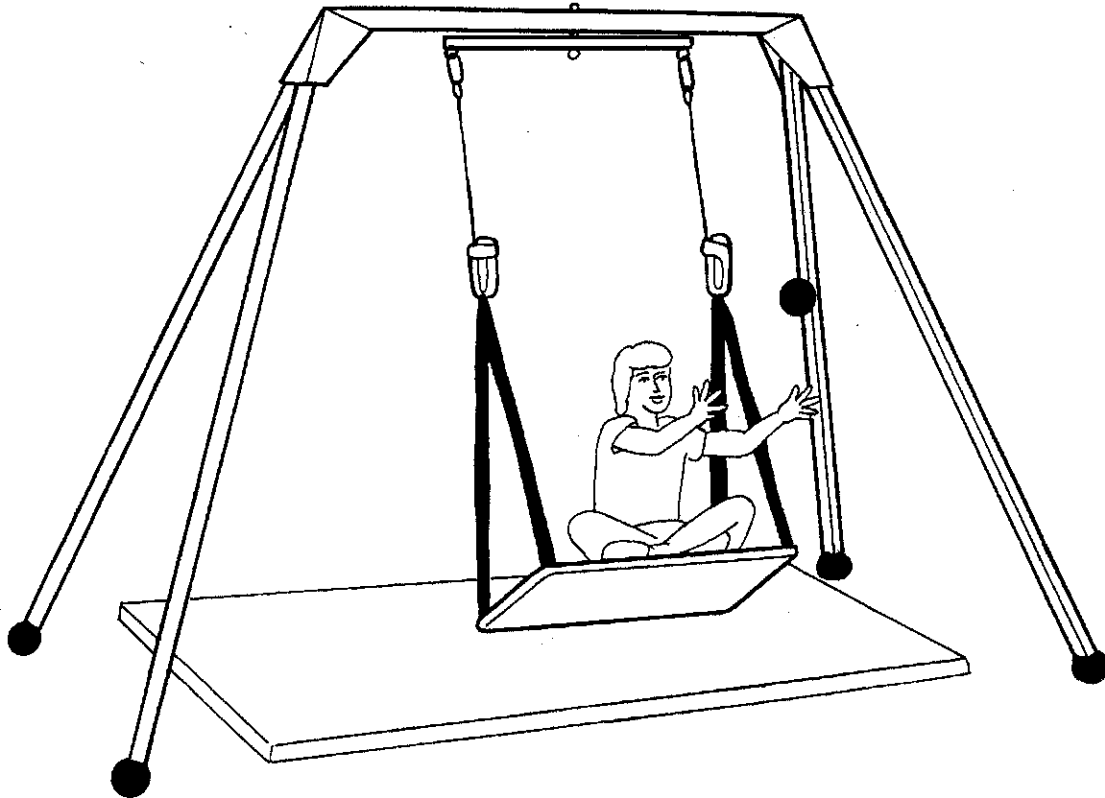
Replacement parts are available from:



Sammons Preston  
An AbilityOne Company  
4 Sammons Court  
Bolingbrook, IL 60440-4989  
Phone: 1- 800-323-5547  
In Canada Phone: 1-800-665-9200

**Tumble  
Forms®**

## Vestibulator II® Platform Swing



### Platform Swing Safety Notes

The Tumble Forms® 2772P Platform Swing should only be used with the Tumble Forms® Vestibulator II® frame. The client weight should not exceed 150 lbs. Use floor mats. Never leave your client unattended. Please check your equipment regularly and replace any parts that show excessive wear. If there is any question of your clients safety, don't take a chance.

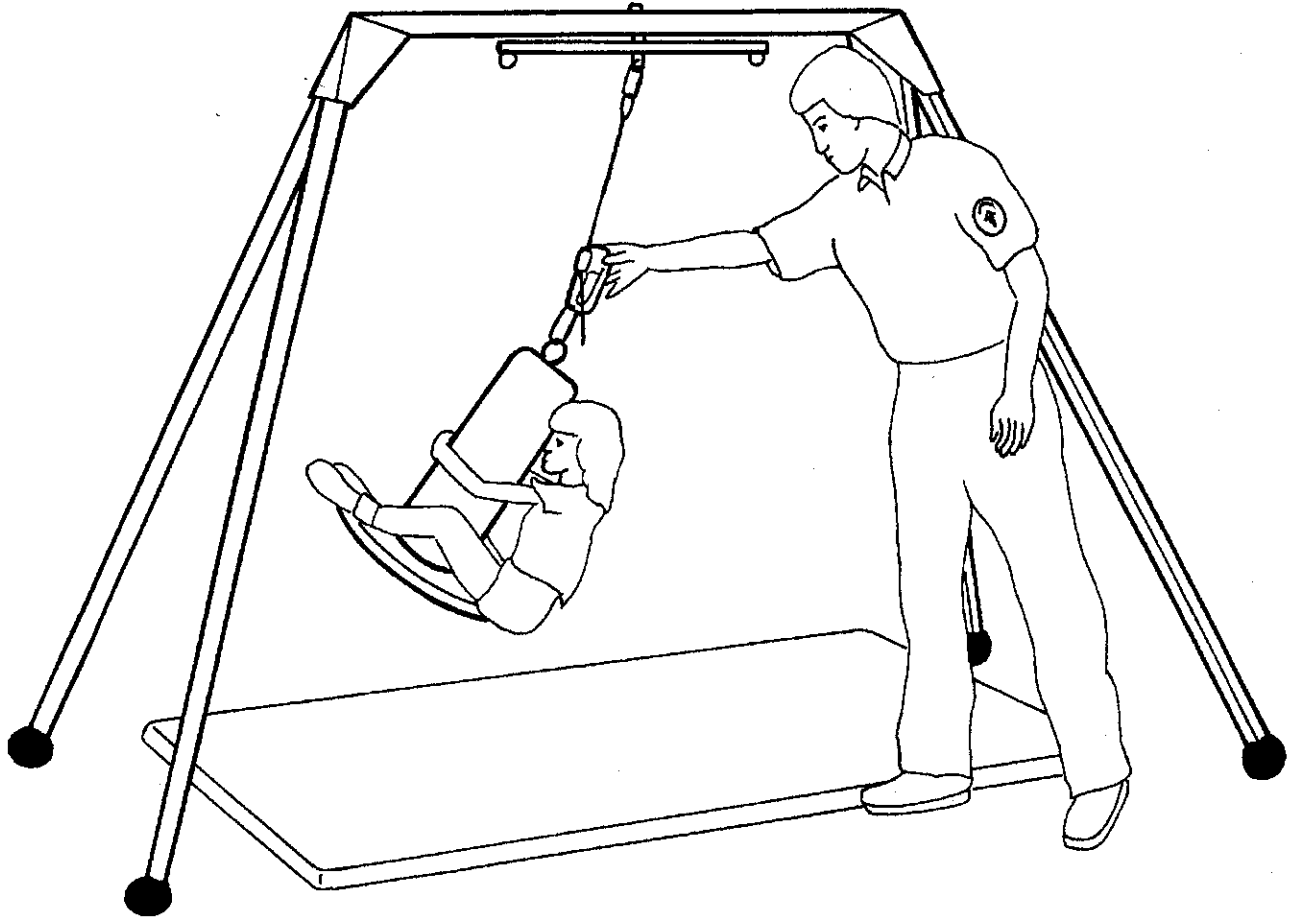
Replacement parts are available from:

**SAMMONS  
PRESTON**  
An AbilityOne

Sammons Preston  
An AbilityOne Company  
4 Sammons Court  
Bolingbrook, IL 60440-4989  
Phone: 1-800-323-5547  
In Canada Phone: 1-800-665-9200

**Tumble  
Forms®**

## Vestibulator II® Flexi Disk



### Flexi Disk Safety Notes

The Tumble Forms® 2772D Flexi Disk should only be used with the Tumble Forms® Vestibulator II® frame. The client weight should not exceed 150 lbs. Use floor mats. Never leave your client unattended. Please check your equipment regularly and replace any parts that show excessive wear. If there is any question of your clients safety, don't take a chance.

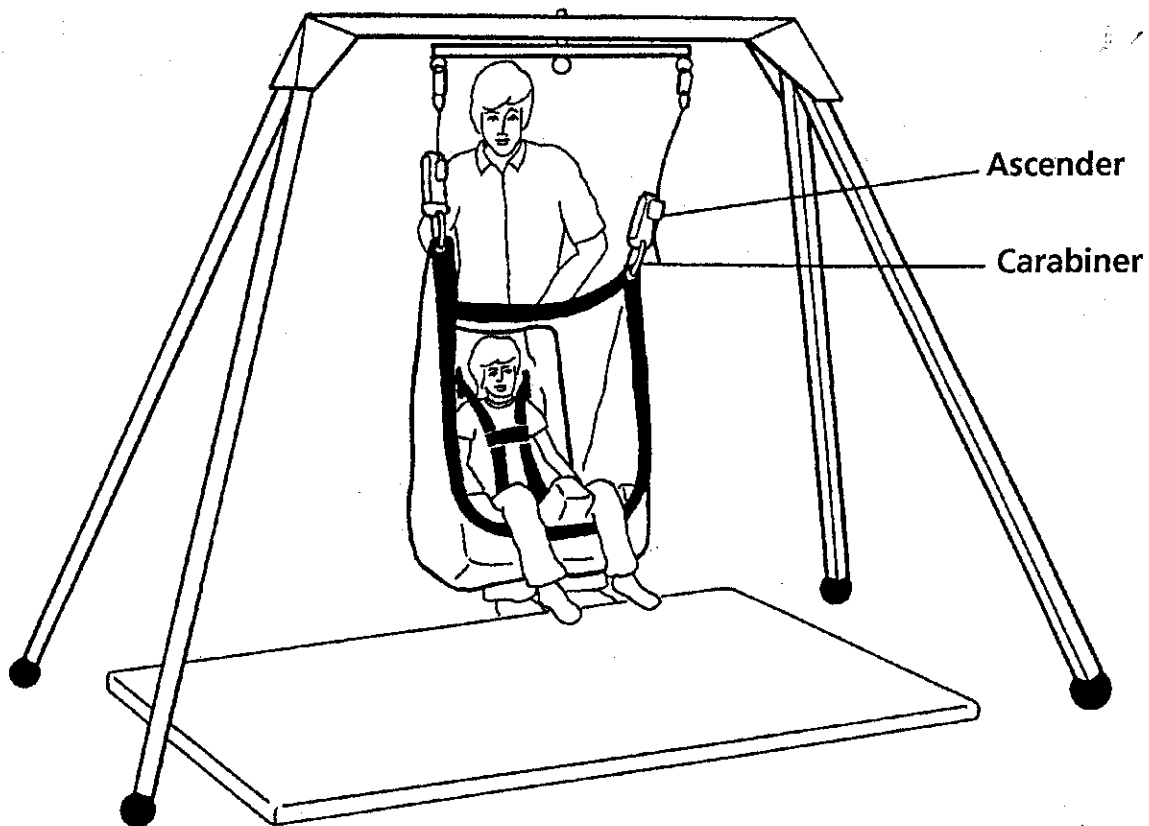
Replacement parts are available from:

**SAMMONS™  
PRESTON**  
AbilityOne

Sammons Preston  
An AbilityOne Company  
4 Sammons Court  
Bolingbrook, IL 60440-4989  
Phone: 1- 800-323-5547  
In Canada Phone: 1-800-665-9200

**Set up Instructions**

- 1> Connect one carabiner snap ring to each ascender.
- 2> Recline the Feeder Seat® in the net with the lower front edge of the net covering the lower front edge of the Feeder Seat®. The back of the seat should be fully supported by the net as shown.
- 3> Lower the unit, using the ascenders, to a point where your client has easy access. Use the positioning straps to maintain your clients posture.

**Net Swing Safety Notes**

The Tumble Forms® 2772S Net Swing should only be used with the Tumble Forms® Vestibulator II® frame. The client should not exceed 100 lbs in weight. Use floor mats. Never leave your client unattended. Please check your equipment regularly and replace any parts that show excessive wear. If there is any question of your clients safety, don't take a chance.

Replacement parts are available from: