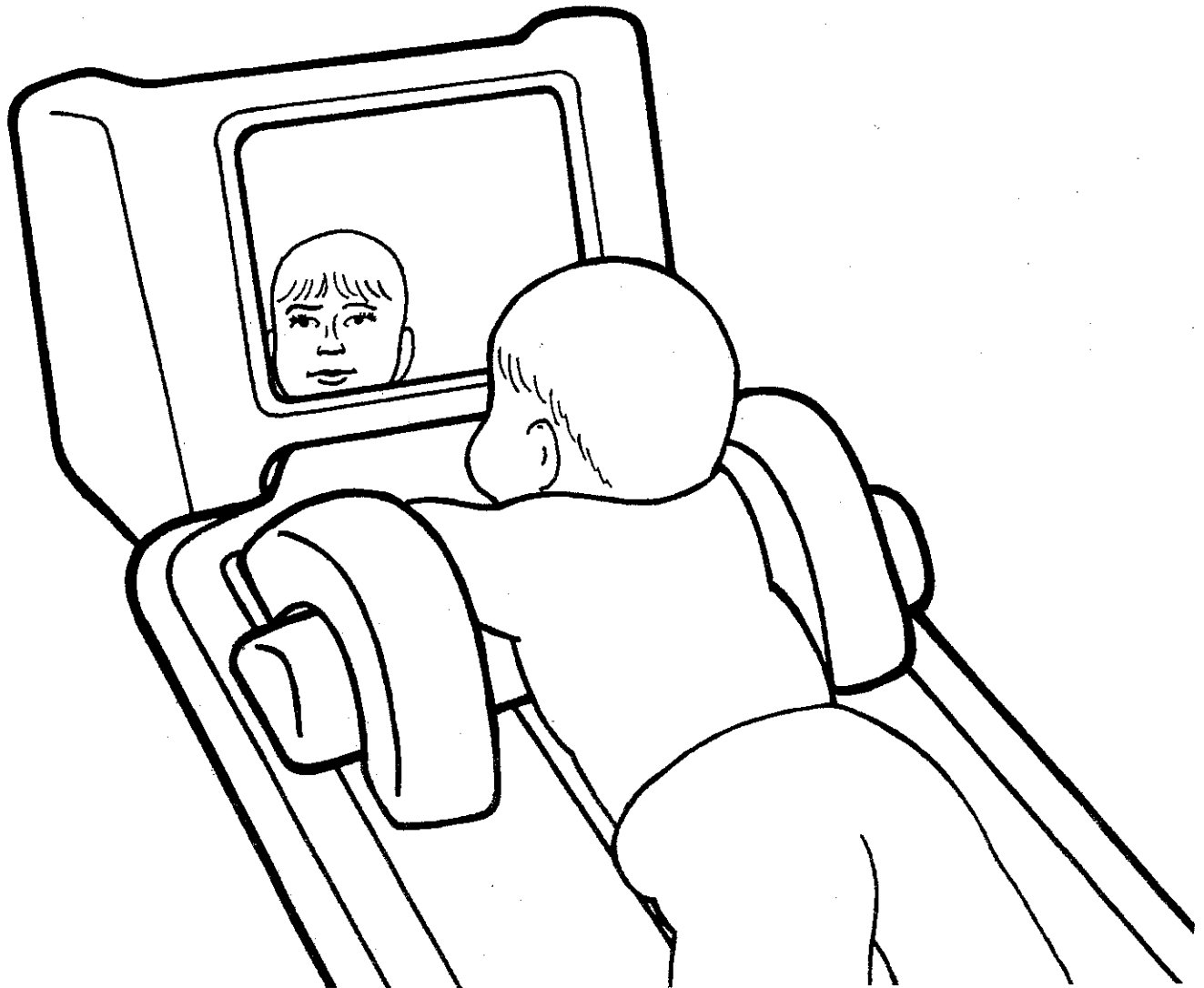


Tumble Forms²
With Anti-Microbial Protection

TadpoleTM



Pediatric Positioning System

Tumble Forms² *With Anti-Microbial Protection*

Now Better Than Ever!

Tumble Forms 2 products with anti-microbial protection combine innovative design with superior craftsmanship to provide a high degree of durability, functionality, and attractiveness.

Built into the Tumble Forms 2 coating, the anti-microbial protection works from within to help prevent or inhibit odors and help prevent premature coating wear caused by harmful microorganism growth. It also provides an added degree of protection, helping you maintain cleaner, safer surfaces. It won't wash or wear off. Tumble Forms 2's coating continually works to maintain permanent anti-microbial action, helping Tumble Forms 2 products remain fresher, order-free and longer lasting for the life of the product.

Combining innovative design with superior craftsmanship, Tumble Forms 2 products are designed especially for children and adults with special needs. They provide maximum comfort and positive patient/caregiver reinforcement. Tumble Forms 2 are designed for versatility and durability.

- modular design
- therapists can creatively position clients in an infinite number of ways
- for use in home, school, or clinical settings
- designed for patients from toddler age through early adolescence-even adulthood
- reinforces proper positing during therapeutic activities
- unique, impermeable, non-stick, non-toxic seamless coating that is flexible and durable
- resists cracking or peeling over an extended period of time-waterproof, stain, solvent and urine-resistant
- high-density, shock-absorbing foam-retains it's shape even after long-term heavy use
- cleans easily with damp cloth and common disinfectants

1

To Therapists and Parents:

The passage of Public Law #99-457 has brought about an increase awareness of the importance of early intervention therapy for infants and young children with special needs. Through the program the family, educational, and health care communities are brought together in partnership to help these children learn new skills.


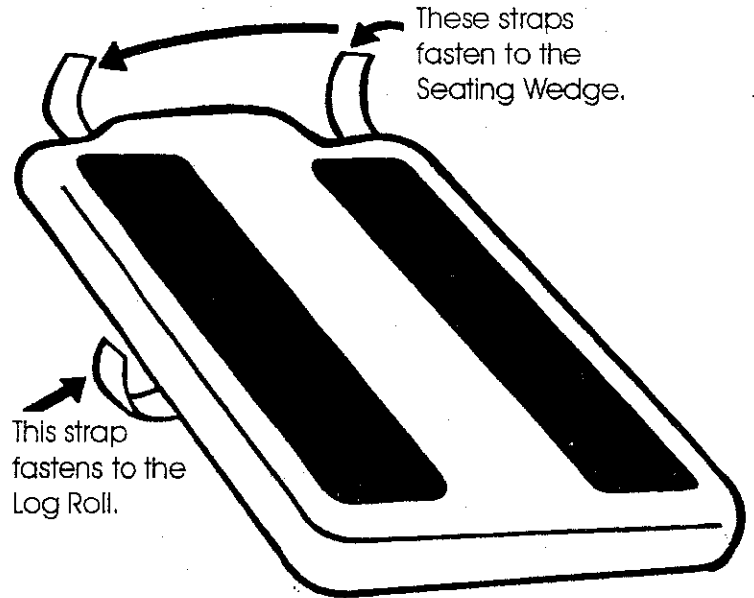
Therapeutic positioning at the earliest stages of a child's development is an important aspect of achieving goals. proper positioning can accomplish better alignment of the body, normalization of muscle ton and prevention of contractures.

**Special Thanks to
Carol Bandyh, P.T.
and
Herkimer County B.O.C.E.S.
Infant Program**

Tadpole Parts

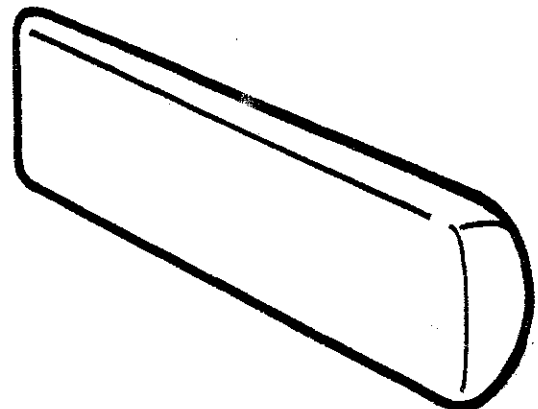
The Tumble Forms Tadpole is a multi use therapy system to meet the positioning needs of the infant, toddler and preschool population. The modules include a wedge, log roll, small 1/2 roll, two rainbow shapes, a tray/mirror combination and base.


The Tadpole Base: (19x34) is the foundation which the therapist can use to construct positioning configurations. Other Tadpole parts attach to the base by using Velcro hook and loop faster.



Reversible Seating Wedge: (17x18) is used as a back support for upright sitting when it attaches to protruding end of the base. The contoured side of the wedge is angled at 75 degrees for more reclined sitting and the flat side of the wedge is angled at 90 degrees for more upright sitting.

Log Roll: (29x8x4) has a curved back surface which can be used for a number of vestibular activities. When set on its side and attached to the base it can be used for side lying. The log roll can also be used as a support for roll sitting.





Rainbows: (9 1/2x5x3) are used with the small 1/2 roll as support to bring the child's arms forward so that the elbows are placed in front of the shoulders. They can also be used as supports for side lying activities.

Small 1/2 Roll: (18x12x7) can be used as a support underneath the child's upper trunk for chest elevation during prone positioning. The 1/2 roll can also be used as an abductor for straight leg sitting.

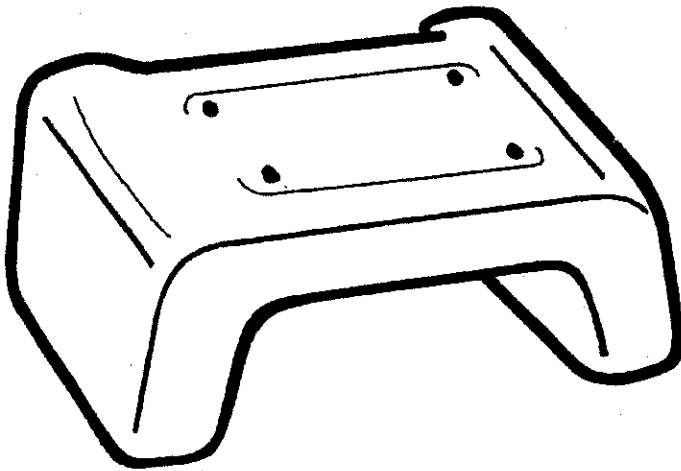
Tray: (18x12x7) can be used as support and activity table for the child during long leg sitting.

Mirror: With the mirror attach, the tray can act as a mirror stand to encourage the child's curiosity during prone and side lying exercises.

Dear TADPOLE owner; If the removable mirror that comes with your TADPOLE should become chipped, please replace it immediately. The chipped portion could be sharp enough to cause injury.

Thank you,
Tumble Forms, Inc.


3



The Tote Bag: used to conveniently transport and store the Tadpole Modules.

The Side Lier Strap: used to support the child during side lying activities.

The Hip Straps: attach to the Seating Wedge and are used to support the child when seated upright.

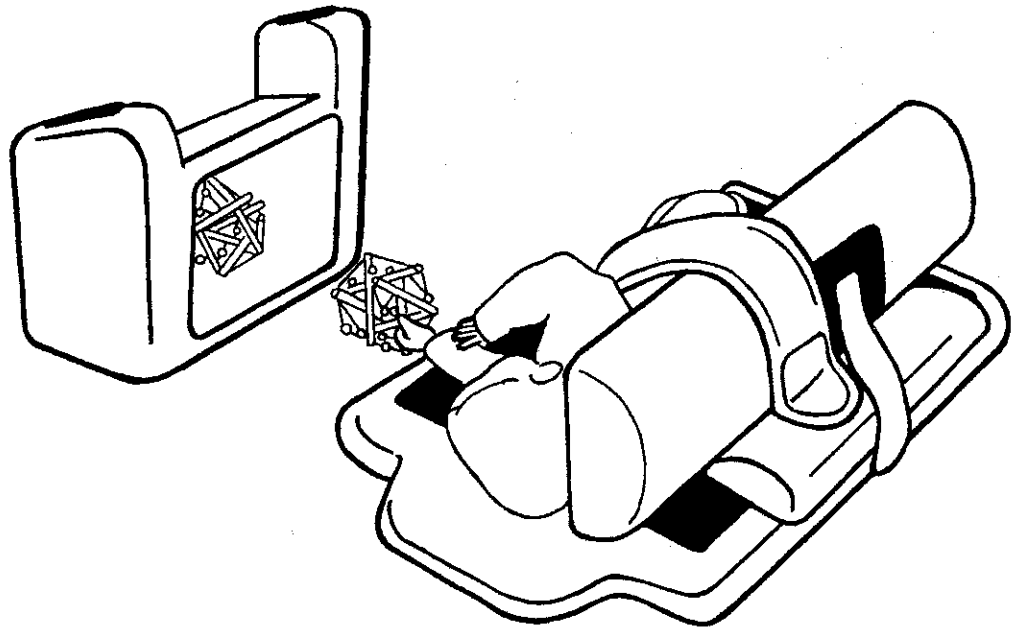


By using these parts separately or in combination the child can be placed in prone, supine, side lying, sitting or other positions which the therapist chooses. With these formations the therapist can create passive, active and developmental exercises to aid the child in the exploration of self and environment. The portability of the Tadpole makes it convenient to use in both home and center based programs.

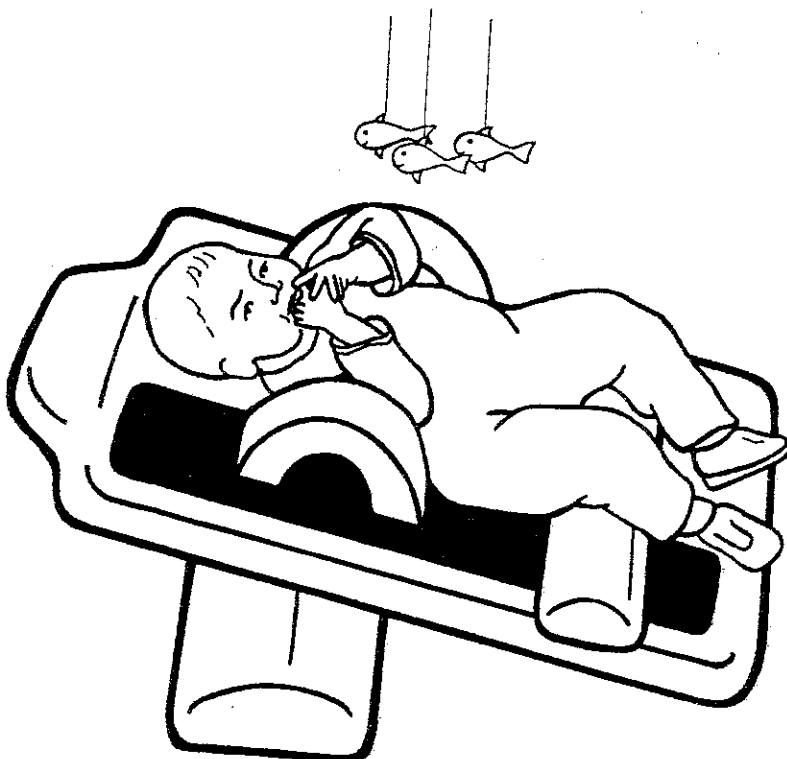
Positioning Suggestions

Side lying is used for children with central nervous system dysfunction because it offers an opportunity for the force of gravity to be relatively equal between the flexors and the extensors. Side lying provides an alternative rest position for children who are ruled by asymmetry and muscle imbalance when they lay supine or prone. Some of the benefits include improved flexion and reduced extensor thrusting.

Side lying promotes eye/hand coordination and a stabilized midline head position in which a child does not have to work against gravity. The child is more relaxed and the child's arms are free to manipulate objects. Good eye/hand contact with toy is possible.



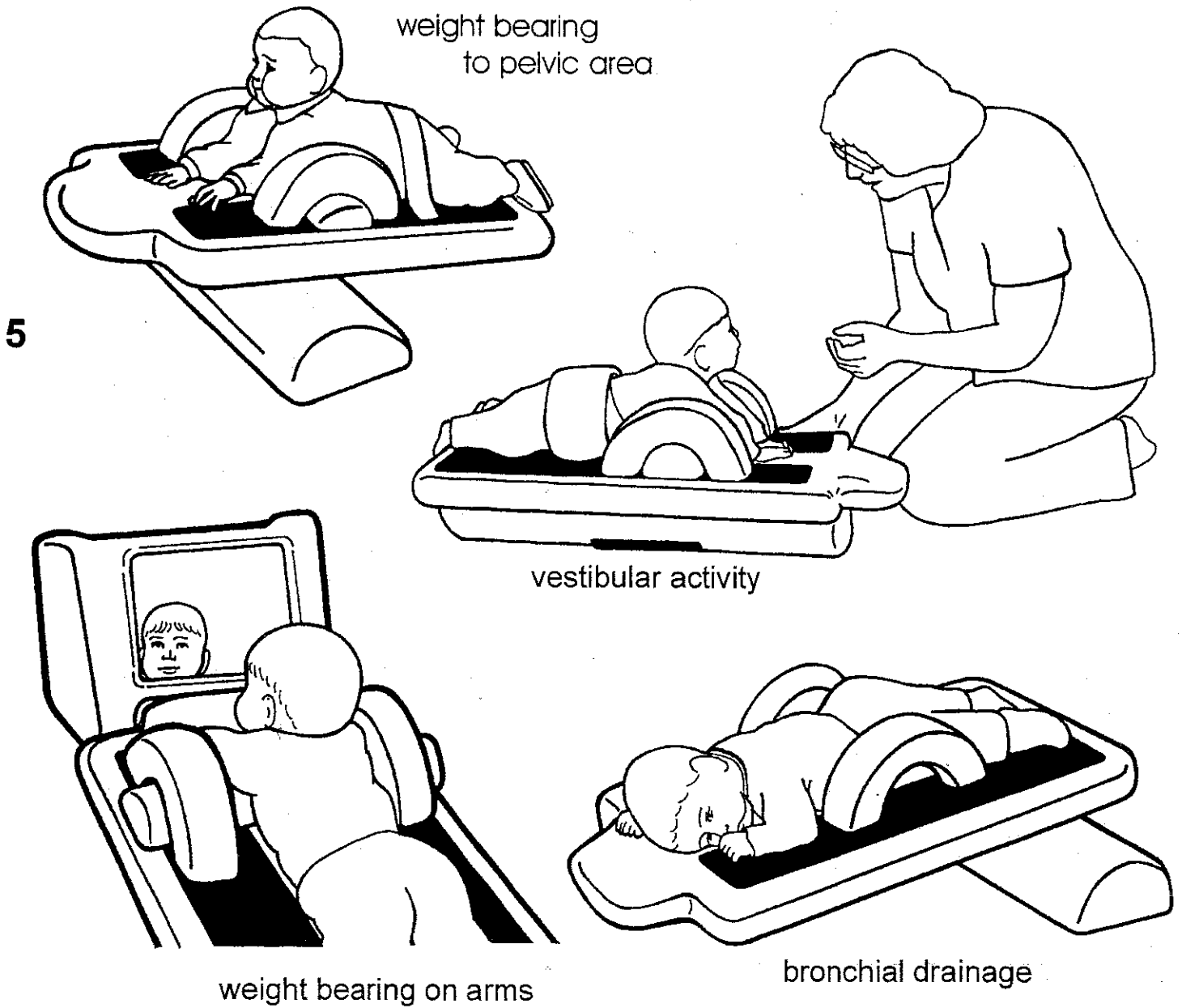
4



The supine position facilitates forward flexion of the arms for midline hand touching and hand to mouth activities. The Rainbows placed on either side of the child will maintain the head and trunk in midline. Hanging toy for visual and tactile stimulation can be provided in this position. If excessive extensor muscle tone is present, the knees can be slightly flexed by placing the small 1/2 Roll under them.

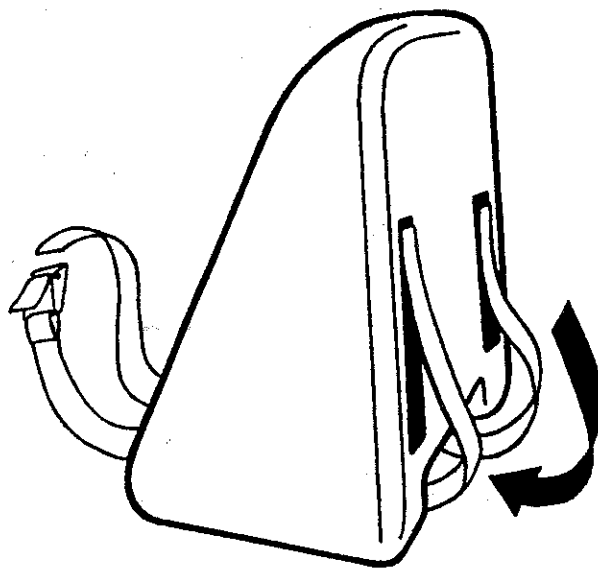
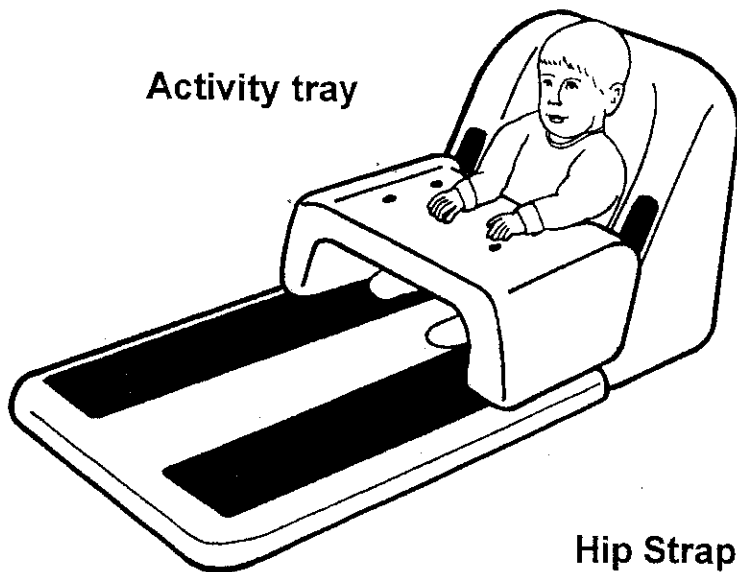
In order to prevent excessive extension of the head, the child can lie on an inclined surface with play equipment below eye level.

The prone position is used to facilitate extensor muscle tone and shifting of center of gravity towards the pelvis. It improves active body extension and head control in children. Prone positioning encourages shoulder girdle stability and therefore the child can practice forward propping of arms for proper weight bearing and midline hand touching. The child can explore her environment tactilely through reaching, grasping, and releasing while laterally weight shifting. Although the prone position is important for developing these skills, it is a difficult position for the neurologically impaired infant to maintain unless given some positioning assistance.



In sitting, the objective is to facilitate good pelvic alignment with adequate hip flexion and therefore a stable base of support. Head control and proper positioning. Sitting positions can enhance visual/motor, fine motor and social interactions. Upright sitting is a preparation for independent floor sitting. The tray provides lateral thigh support and encourages a neutral position of the legs.

Activity tray

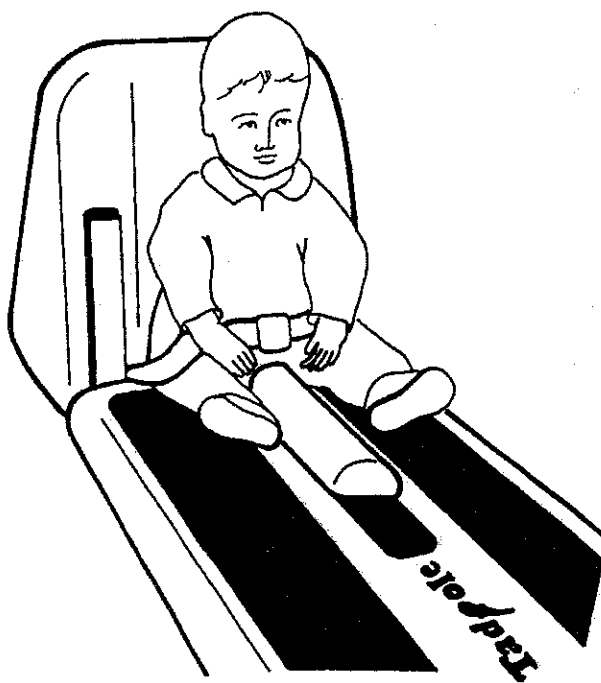
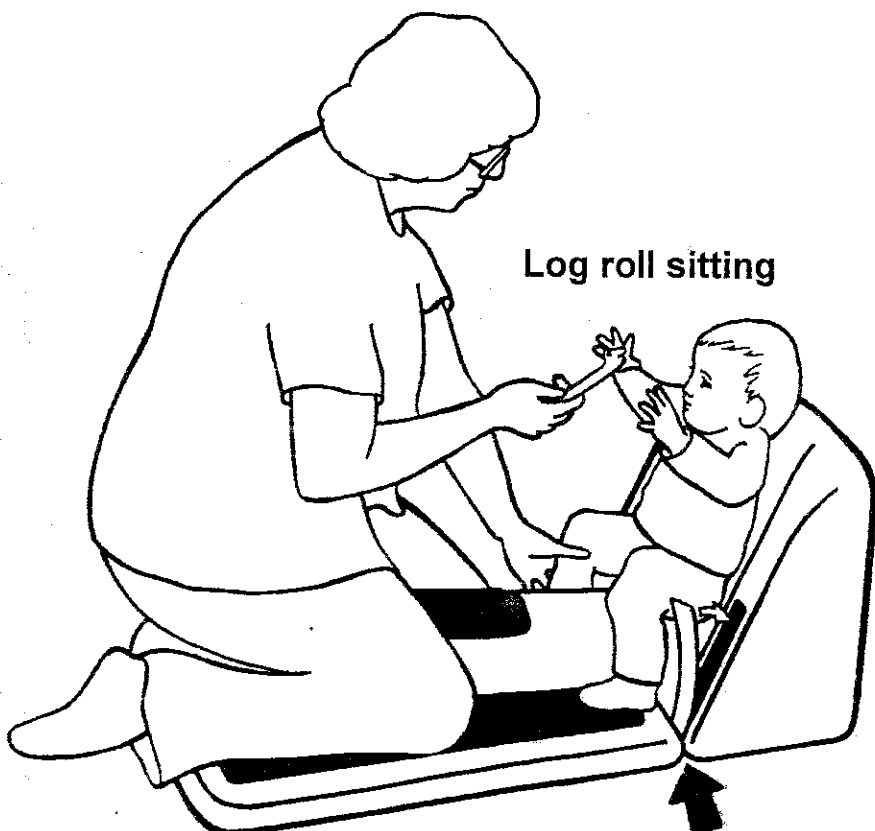


Hip Strap

Attach the Velcro Hook ends of the Hip Straps to the back side of the Seating Wedge. Slide them under and through the wedge as illustrated to fasten around the child.

6

Log roll sitting



Straight leg sitting

To fasten the Tadpole Base to the Seating Wedge attach base straps to the wedge as in the illustration.

Tumble Forms²

With Anti-Microbial Protection



Arrange the tadpole pieces as illustrated to fit into the Tote Bag.

SAMMONS
PRESTON
Rolyan

Sammons Preston Rolyan
An AbilityOne Company
4 Sammons Court
Bolingbrook, IL 60440-4989
Phone: 1-800-323-5547
In Canada Phone: 1-800-665-9200

NOTE

Dear TADPOLE owner:

If the removable mirror that comes with your TADPOLE should become chipped, please replace it immediately. The chipped portion could be sharp enough to cause injury.

Thank you,
Tumble Forms Inc.
4 Sammons Court
Bolingbrook, IL 60440-4989